

staron[®]
Solid Surfaces

LOTTE CHEMICAL | CALIFORNIA INC.

6 Centerpointe Dr. Suite 300, La Palma, CA 90623, USA
LOTTE@lccalifornia.com

Copyright © 2025 LOTTE CHEMICAL Co., Ltd.
Printed in KOREA



staron[®]
Solid Surfaces

Your Design Solution



Downy White

STRETCH YOUR IMAGINATION WITH STARON FOR INFINITE POSSIBILITIES.

TIMELESS BEAUTY

From intricately detailed veining to lustrous muted waves

The upgraded **Supreme Collection** draws its inspiration from the timeless allure of marble, featuring the mesmerizing movements and intricate crack patterns found in nature. Each exquisite design captures the authentic colors and detailed patterns of genuine stone. Delivering an impeccably smooth surface with timeless elegance.

Experience the timeless charm of Downy Grey with deep textures and enduring design with various light performances. Downy Cream and Downy Dove embrace the touch of tranquility to your interior design with feather-like soft colors and subtle patterns.

Find the beauty and practicality in one surface for your next project.

Discover our superior surfaces in the new **Supreme Collections**.



RELIABLE PERFORMANCE

- Cutting-edge technology sets a new standard in surface
- inconspicuous repairment available for its homogenous composition



HYGIENIC SURFACE

- Non-porous surface inhibits growth of mold or bacteria
- Resistant to heat and abrasion
- Refurbishment to a new condition available



DIMENSIONAL FLEXIBILITY

- Thermo-formable into three-dimensional shapes
- Excellent workability for unlimited design possibilities



INFINITE RANGE OF COLORS

- Over 150 color options ranging from natural to vivid
- Ongoing collaboration with color trend experts to stay commercially relevant



IMPERCEPTIBLE SEAMS

- Consistent color and texture on every sheet provides a smooth and seamless surface
- Installed without gaps, crevices, or obvious joint-lines



TRANSLUCENCY

- Creative back-lighting effects via diversified material thickness, allowing transmission from low-energy light source



GLOBAL NETWORK

- Regional branch offices and worldwide product distribution networks




RELIABLE QUALITY

- Advanced quality control policy and a commercial 10-year warranty
- Certified eco-friendly by Greenguard and Scientific Certification System

Premiere

Premiere

Inspired by the timeless beauty of natural stones, the Premiere collection captures the grace of nature. Featuring an outstanding large vein in the Calacatta style, it embodies an opulent luxury that transcends conventional vein designs.



Gravita VG392




Largo VL312



Legato VL322

Largo


Exterior wall
Cladding




Plumeria House
Bright White
Bangkok, Thailand




Aspen Snow
AS610




Bright White
BW010




Pearl
SP011




Pure white
SP016



Quasar White
SQ019



Sanded Grey
SG420



Sanded Icicle
SI414



Sanded Sahara
SS440

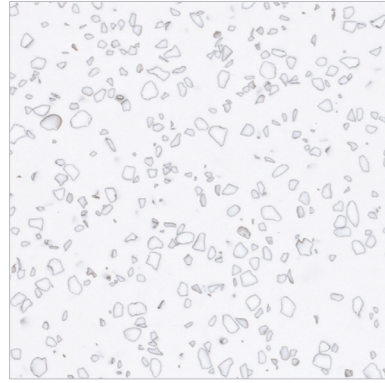


Sanded Vermillion
SV430




Sanded White Pepper
WP410


Quarry



Mosaic Dalmatian
QD212




Mosaic Nimbus
QN287



Quarry Greige
QG229




Mosaic Dalmatian



Quarry Oyster
TO310



Quarry Ridge
QR278




Quarry Starred(N)
QS288

Solid




Ultramarine




Bright White
BWO10



Forest
SFO61




Ivory
SIO40




Pearl
SPO11



Piano Black
GP790



Pure white
SPO16




Quasar White
SQ019




Ultramarine
SU067

ECLIPSE COLLECTION

Meet the Eclipse collection that encapsulates the durability of natural stones interwoven with everyday fleeting moments, infused with a subtle shimmer of luxury.



Eclipse Cream SC444



Eclipse Luna SL477



Eclipse White SW412

STUCCO COLLECTION

Introducing the Stucco Collection reinterpreted by Staron—lime, fine sand, and other elements are blended into a paste and applied for a textured wall finish, enhanced with the hues of nature.



Stucco Angora NA972



Stucco Cotton NC912



Stucco Earth NE945

Supreme

Cloudbank




Arctic White VA311




Ash Concrete VA129



Ashfall VA381



Beige Granite VB172




Cloudbank VC118



Supreme



Cotton White VC110



Dandelion VD175



Dawn VD126



Delphi VD111




Downy Cream VC343



Downy Dove SP105

Supreme



Grigio Concrete



Downy Grey VG321



Downy White SF100



Flux VF113




Grigio Concrete VG180


Supreme




Latte Cream VL343



Loam VL155



Magnolia VM143



Morning Sky VM114




Natural Bridge VN144



Natural Bridge



Ocean View



Ocean View VO171



Reno VR184



Rotor Cloud VR322



Snowfall VS324




Tranquil VT115



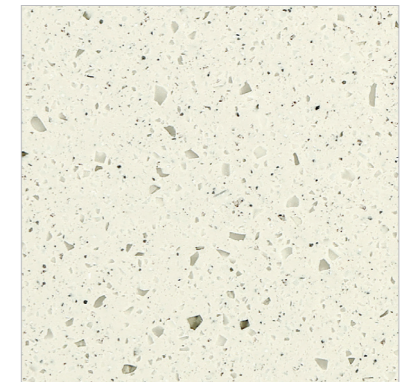
Urban Grey VU127

TEMPEST STELLA COLLECTION


Maintaining the sophistication of Staron's Tempest collection, the Tempest Stella collection is reintroduced, blending emotive colors with luxurious allure.




Grus FG188




Lyra FL175




Vela FV126



Terrazzo Bologna
NT970



Terrazzo Torino
NT981



Terrazzo Venezia
NT150

Terrazzo Torino

Differentiating points

Point 1. Create differentiated spaces

With a natural pattern on a white, cool gray, and black tone base, it's designed to be adaptable to any interior design. Different colors and darkness of patterns are applied to the dual veins to give a various look.

Largo VL312



Patterns in warm and cool tones are added to the white background to emphasize both calmness and cheerfulness.



Legato VL322



A cool gray base creates a calm yet powerful look.



Gravita VG392




Warm-tone patterns and chips are added to the black base to emphasize the heaviness and wonder of black.



Point 2. Natural Seaming

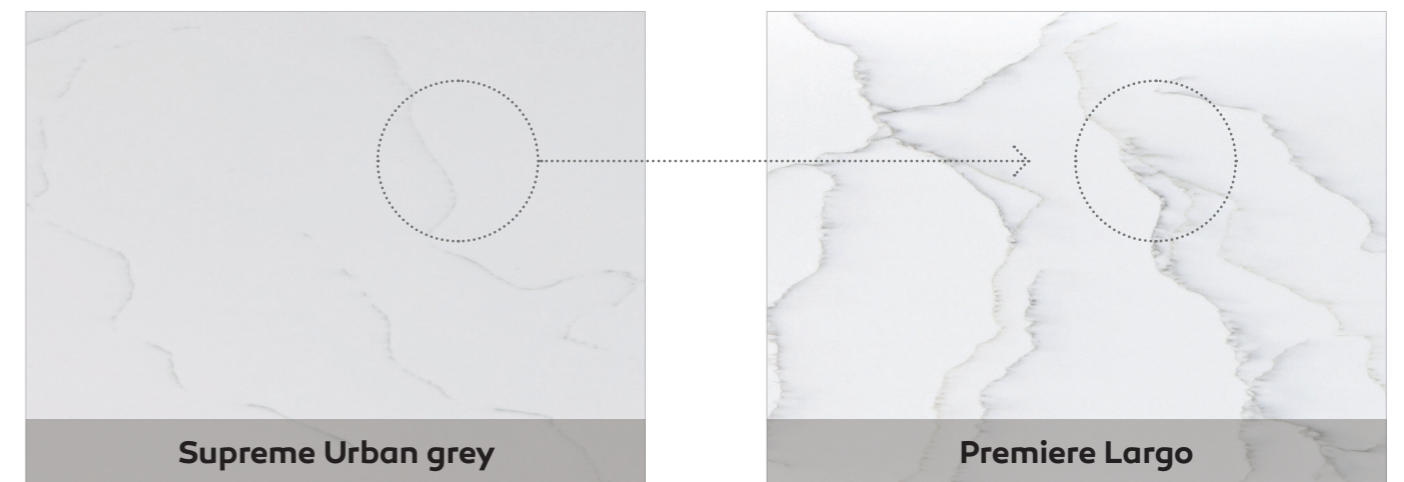
Improved the smoothness of the pattern when joining tops at 90 degrees. The abundance of veins makes the two plates look like a single piece when joined, giving them a more natural look.



Point 3. Unique technology

LOTTE's unique technology allows for the creation of natural marble pattern.

More than double the richness of vein



Ultra-Hygienic Material Solution for Healthcare




evermoin

The healthiest choice for your design

evermoin® Ultra-Hygienic material/surface from staron® can be applied to almost any interior space within a healthcare facility. Imagine casework, work-stations and wall-cladding in a functional and renewable material that is durable as well as ultra-hygienic.

Achieve the perfect blend of simplicity in design with an ultra-hygienic surface that is engineered for a healthier life.


Benefit of evermoin®

 <p>Ultra-Hygienic</p>	 <p>Durability</p>	 <p>Safety</p>
<p>Speedy ultra-hygienic effect and action on representative bacteria and fungi</p>	<p>Excellent Ultra-Hygienic retention and Confirmed quality on stability and durability</p>	<p>Material certification harmless to human body and environment (EPA, NSF, FDA)</p>

Safety Properties

Obtained certification, such as Japan SIAA, US NSF, and FDA, that guarantees sanitary safety and reliability to be harmless to human environments.

Harmless to human body	Safe for food contact
 <p>SIAA Society of International sustaining growth for Ultra-Hygienic Articles</p>	 <p>NSF National Sanitation Foundation</p>



Evermoin Angel White
MA020





Legato

ECLIPSE



Eclipse Cream SC444




Eclipse Luna SL477




Eclipse White SW412

EVERMOIN (ULTRA-HYGIENIC)




Evermoin Angel White 🛡️
MA020

METALLIC



Metallic Yukon
EY510

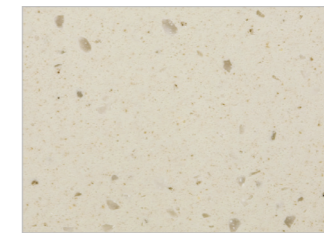
PEBBLE




Pebble Blue PB870




Pebble Boulder PB852



Pebble Chiffon PC842




Collina Urbanity PU886




Pebble Frost PF812




Pebble Gold PG840



Pebble Grey PG810




Pebble Saratoga PS820



Pebble Seastar PS843




Pebble Swan PS813



Pebble TeaRose PT845

COLORS OF STARON

ASPEN




Aspen Alder AA625




Aspen Brown AB632




Aspen Cliff AC652



Aspen Concrete AC629




Aspen Eggshell AE642



Aspen Lily AL645



Aspen Pepper AP640



Aspen Snow AS610 🛡️

PREMIERE



Gravita VG392

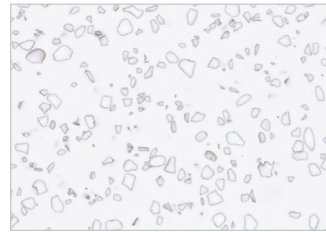


Largo VL312




Legato VL322


QUARRY



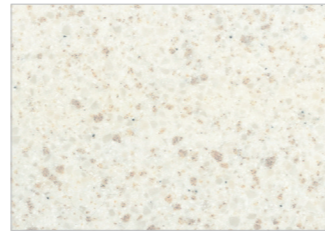
Mosaic Dalmatian QD212



Mosaic Nimbus QN287




Quarry Greige QG229



Quarry Oyster TO310




Quarry Ridge QR278



Quarry Starred(N) QS288


SANDED




Sanded Birch SB412



Sanded Chestnut SC457



Sanded Cornmeal SC433




Sanded Cream SM421




Sanded Gold Dust SG441



Sanded Grey SG420 🌿




Sanded Icicle SI414 🌿




Sanded Linen SL443

SANDED




Sanded Mocha SM453




Sanded Onyx SO423



Sanded Sahara SS440 🌿



Sanded Taupe ST486



Sanded Tundra ST482




Sanded Vermillion SV430 🌿



Sanded White Pepper WP410 🌿


SOLID




Bright White BW010 🌿



Forest SFO61




Ivory SIO40



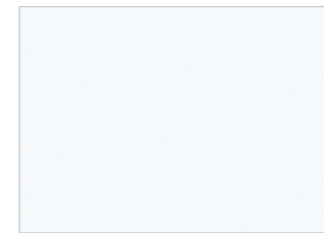
Pearl SPO11 🌿



Piano Black GP790



Pure white SPO16 🌿




Quasar White SQ019 🌿




Ultramarine SU067


STUCCO



Stucco Angora NA972



Stucco Cotton NC912



Stucco Earth NE945


SUPREME



Arctic White VA311 ☀




Ash Concrete VA129




Ashfall VA381



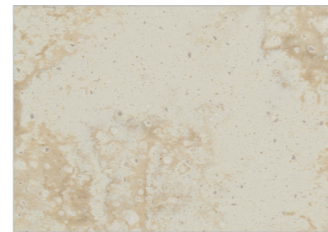
Beige Granite VB172



Cloudbank VC118




Cotton White VC110 ☀




Dandelion VD175




Dawn VD126




Delphi VD111 ☀



Downy Cream VC343




Downy Dove SP105



Downy Grey VG321




DownyWhite SF100




Flux VF113




Grigio Concrete VG180




Latte Cream VL343 ☀




Loam VL155




Magnolia VM143




Morning Sky VM114 ☀




Natural Bridge VN144




Ocean View VO171 ☀




Reno VR184



Rotor Cloud VR322 ☀



Snowfall VS324 ☀



Tranquil VT115 ☀



Urban Grey VU127

TEMPEST




Caraway FC155




Coconut FC112




Confection FC116



Glimmer FG144




Horizon FH114




Igneous FI187



Peak FP100



Radiance(Shimmer) FR148



Whippoorwill FW145


TEMPEST STELLA



Grus FG188



Lyra FL175




Vela FV126


TERRAZZO



Terrazzo Bologna NT970



Terrazzo Torino NT981



Terrazzo Venezia NT150

Eco-Friendly Materials, Staron

Printed representation of colors may vary from actual samples. Please review actual sample prior to selection.

• To view new colors in greater detail, please visit www.staron.com

☀ Translucent

🛡 Ultra-Hygienic

🌿 Exterior Material


♻ Eco-Friendly



SINKS & BOWLS

Staron solid surface sinks and bowls can be installed together with the all-acrylic sheet to achieve a seamless appearance and more smooth and polished fit. The continuous transition from sink to surface leaves no seams for bacteria or mold to accumulate and grow, making Staron's non-porous solid surfaces as the most desirable choice for hygienic interior commercial applications. Staron sinks come in five following colors in sixteen popular models:

COLOR OPTIONS




Bright White BW010

Pearl SPO11

Ivory SIO40



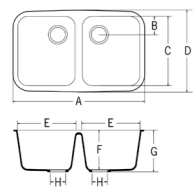
Pure white SPO16



Quasar White SQ019

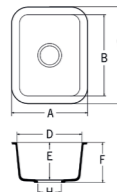
KITCHEN / UTILITY SINKS

A2311



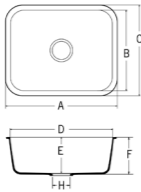
- A 31.25in (794mm)
- B 4.33in (110mm)
- C 16.57in (421mm)
- D 18.93in (481mm)
- E 13.70in (348mm)
- F 9.25in (235mm)
- G 9.84in (250mm)
- H 3.54in (90mm)

A1121



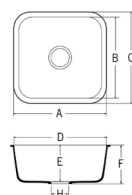
- A 12.83in (326mm)
- B 14.01in (356mm)
- C 16.37in (416mm)
- D 10.47in (266mm)
- E 6.49in (165mm)
- F 7.08in (180mm)
- H 3.54in (90mm)

A1231



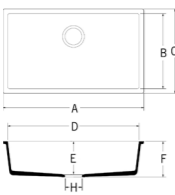
- A 23.30in (592mm)
- B 16.61in (422mm)
- C 18.97in (482mm)
- D 20.94in (532mm)
- E 7.36in (187mm)
- F 7.95in (202mm)
- H 3.54in (90mm)

A1181



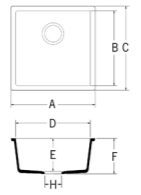
- A 18.11in (460mm)
- B 15.75in (400mm)
- C 18.11in (460mm)
- D 15.75in (400mm)
- E 8.18in (208mm)
- F 8.85in (225mm)
- H 3.54in (90mm)

B3290



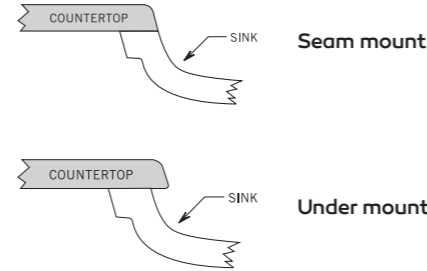
- A 29.52in (750mm)
- B 15.75in (400mm)
- C 17.64in (450mm)
- D 27.48in (700mm)
- E 7.28in (185mm)
- F 7.87in (200mm)
- H 3.54in (90mm)

B3180



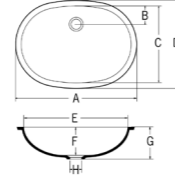
- A 17.67in (450mm)
- B 15.75in (400mm)
- C 17.67in (450mm)
- D 15.75in (400mm)
- E 6.89in (175mm)
- F 7.48in (190mm)
- H 3.54in (90mm)

MOUNTING OPTIONS



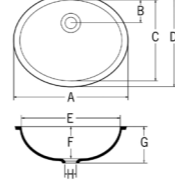
LAVATORY SINKS / BASINS

A3211



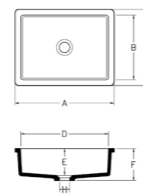
- A 21.57in (548mm)
- B 3.38in (86mm)
- C 14.01in (356mm)
- D 15.59in (396mm)
- E 20.00in (508mm)
- F 6.14in (156mm)
- G 6.81in (173mm)
- H 1.77in (45mm)

A3181



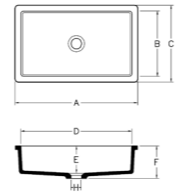
- A 18.18in (462mm)
- B 3.70in (94mm)
- C 13.22in (336mm)
- D 14.80in (376mm)
- E 16.61in (422mm)
- F 5.47in (139mm)
- G 6.14in (156mm)
- H 1.77in (45mm)

B3150



- A 16.81in (427mm)
- B 10.94in (278mm)
- C 12.87in (327mm)
- D 14.88in (378mm)
- E 4.57in (116mm)
- F 5.43in (138mm)
- H 1.77in (45mm)

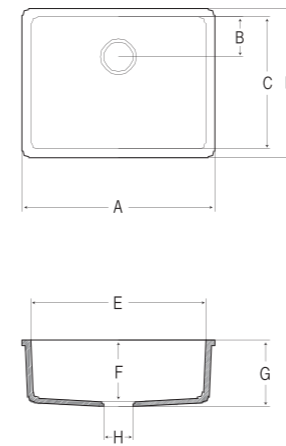
B3190



- A 20.63in (524mm)
- B 10.79in (274mm)
- C 12.87in (327mm)
- D 18.66in (474mm)
- E 4.57in (116mm)
- F 5.43in (138mm)
- H 1.77in (45mm)

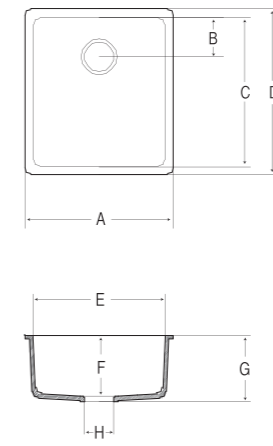
NEW

B1212



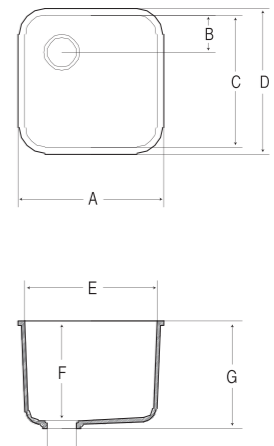
- A 22.87in (581mm)
- B 4.8in (122mm)
- C 15.74in (400mm)
- D 17.75in (451mm)
- E 20.86in (530mm)
- F 7.28in (185mm)
- G 7.87in (200mm)
- H 3.54in (90mm)

B1177



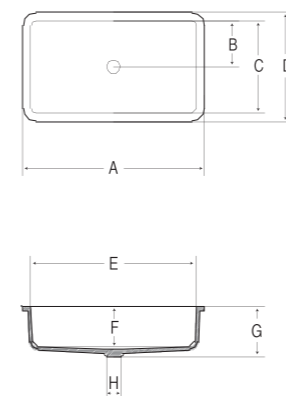
- A 17.71in (450mm)
- B 4.72in (120mm)
- C 17.71in (450mm)
- D 19.68in (500mm)
- E 15.74in (400mm)
- F 7.28in (185mm)
- G 7.87in (200mm)
- H 3.54in (90mm)

B1160



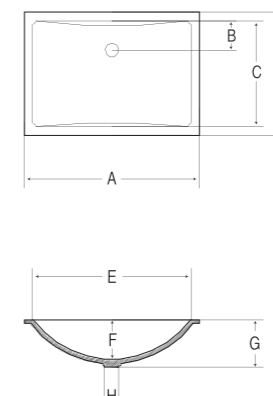
- A 17.32in (440mm)
- B 4.4in (112mm)
- C 15.74in (400mm)
- D 17.32in (440mm)
- E 15.74in (400mm)
- F 11.81in (300mm)
- G 12.79in (325mm)
- H 3.54in (90mm)

B3200



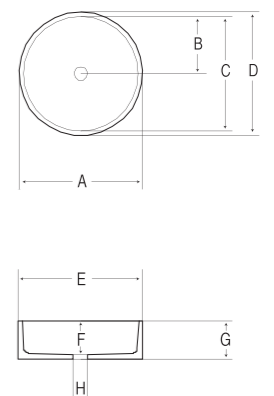
- A 21.65in (550mm)
- B 5.51in (140mm)
- C 11.02in (280mm)
- D 12.99in (330mm)
- E 19.68in (500mm)
- F 4.72in (120mm)
- G 5.51in (140mm)
- H 1.73in (44mm)

B3192



- A 20.86in (530mm)
- B 3.5in (89mm)
- C 12.59in (320mm)
- D 14.56in (370mm)
- E 18.89in (480mm)
- F 4.76in (121mm)
- G 5.55in (141mm)
- H 1.73in (44mm)

A3148



- A 14.8in (376mm)
- B 6.88in (175mm)
- C 13.77in (350mm)
- D 14.8in (376mm)
- E 13.77in (350mm)
- F 3.81in (97mm)
- G 4.52in (115mm)
- H 1.73in (44mm)

PERFORMANCE PROPERTIES


The information contained herein is provided by LOTTE CHEMICAL Co., Ltd. and subsidiaries and affiliates for information purposes only and should be used by individuals with technical experience and knowledge in the area. LOTTE CHEMICAL does not make any representation or warranties of the usefulness or expected result of the information, and does not assume any responsibility whatsoever related to the use of the information. Exclusion of the implied warranties may not apply in certain jurisdictions.

PROPERTY	TEST RESULT	TEST PROCEDURE
Tensile strength	6,000 psi	ASTM D 638
Tensile modulus	600,000 psi	ASTM D 638
Flexural strength	10,000 psi	ASTM D 790
Flexural modulus	1,000,000 psi	ASTM D 790
Elongation	0.5%	ASTM D 638
Hardness	92 Rockwell "M" Scale 65 Barcol impressor	ASTM D 785 ASTM D 2583
Thermal expansion	2.0x10 ⁻⁵ in/in F°	ASTM D 696
Gloss (60 Gardner)	Between 5-20	NEMA LD-3
Color stability	No change-200hrs	NEMA LD-3
Stain resistance	Passed Rating 41	ANSIZ 124
Abrasion resistance	Passed	ANSIZ 124
Boiling water surface resistance	No effect	NEMA LD-3
High temperature resistance	No effect	NEMA LD-3
IZON Impact resistance (Notched)	0.28ft. lbf/in	ASTM D 256
Ball drop 1/2" (12 mm) sheet	144"w/1/2lb ball No failure	NEMA LD-3
Fungi and Bacterial resistance	No growth	ASTM G 21, G22
Specific gravity Solid colors Patterened colors	1.72 1.69	ASTM D 792
Water absorption	0.04%, (1/2", 24hrs) 0.11%, (1/8", 24hrs)	ASTM D 570
Flammability Flame spread Smoke density	Class A/Class 1 10 10	UBC 8-1 ASTM E 84 ASTM E 84
Radiant heat resistance	No visual effect	NEMA LD-3
Toxicity	84.4g (Solid color) 81.8g (Patterened color)	Pittsburgh test protocol (LC50 Test)

PRODUCT DIMENSIONS

COLLECTION


Evermoin, Solid, Sanded,
Aspen, Pebble, Quarry,
Terrazzo, Metallic,
Eclipse, Stucco,
Tempest Stella,
Tempest, Supreme,
Premiere



THICKNESS	WIDTH	LENGTH
mm	mm	mm
12 (1/2")	760 (30")	3,680 (145")

COLLECTION

Solid, Sanded,
Stucco, Eclipse,
Aspen, Metallic



THICKNESS	WIDTH	LENGTH
mm	mm	mm
6 (1/4")	760 (30")	2,500 (98")

- Bright White with wider widths is available. Widths of 1350mm and 930mm with the thickness of 6mm, 9mm and 12mm are available.
- Panel thicknesses of 9mm and 19mm available on request.
- 6mm thickness sheet is not recommended for horizontal application.
- If there is a specific dimension or size that is required for a particular project, please consult with the local agent or distributor.

STARON® 10-YEAR LIMITED WARRANTY

The 10-year warranty applies to Staron, Tempest and Supreme Collection products that have been installed in an interior, commercial-use or residential application.

For more details, please consult with your Staron products distributor, or visit www.staron.com

DISCLAIMER

The information contained herein is provided by LOTTE CHEMICAL Co., Ltd. and LOTTE Chemical California INC. for information purposes only and should be used by individuals with technical experience and knowledge in the area. LOTTE CHEMICAL Co., Ltd. does not make any representation or warranties of the usefulness or expected result of the information, and does not assume any responsibility whatsoever related to the use of the information. Exclusion of the implied warranties may not apply in certain jurisdictions. LOTTE Chemical California INC. is a subsidiary of LOTTE CHEMICAL Co., Ltd.